

# POTTER COUNTY TREASURER

2020-2021  
FIRST QUARTER  
INVESTMENT REPORT



Commissioners' Court  
January 25, 2021  
Potter County Treasurer  
Leann Jennings

# County of Potter

STATE OF TEXAS

TREASURER'S OFFICE  
900 S. POLK, SUITE 401  
AMARILLO, TEXAS 79101-3417



PHONE: (806) 349-4834  
FAX: (806) 349-4845  
leannjennings@co.potter.tx.us

LEANN JENNINGS  
COUNTY TREASURER

JANUARY, 2021

The Honorable Commissioners' Court  
Potter County  
Amarillo, Texas 79101

The Public Funds Investment Act requires that not less than quarterly under Section 2256.023, that the investment officer will prepare and submit to the Commissioners' Court a written report of investment transactions for all funds for the preceding reporting period within a reasonable time after the end of the period. This section also requires that the report reflect the following:

- A) The investment position of Potter County on the date of the report.
- B) A summary statement of each pooled fund group that states the:
  - a. Beginning market value for the reporting period;
  - b. Additions and changes to the market value during the period;
  - c. Ending market value for the period; and
  - d. Fully accrued interest for the period.
- C) State the book value and market value of each separately invested asset at the beginning and end of the reporting by the type of asset and fund type invested.
- D) State the maturity date of each separately invested asset that has a maturity date.
- E) State the account or fund or pooled group fund in the county for which each individual investment was acquired.
- F) And, state the compliance of the investment portfolio of the county as it relates to:
  - a. The investment strategy expressed in the county's investment policy;
  - b. Relevant provisions of this chapter.

This report will reflect the investment position of Potter County from October 1, 2020 through December 31, 2020.

The investment strategy for all funds for the first quarter of our 2021 fiscal year was that of the investment pool in TexPool, TexPool Prime, Texas Class, Financial Northeaster Companies and Amarillo National Bank.

NOTE:

TexPool and Texas Class investments do not have a stated maturity, funds are available daily. Please see the monthly reports enclosed for ownership and changes in book and market value and their monthly information.

Respectfully,



Leann Jennings  
Potter County Treasurer/Investment Officer

Potter County 2021 Investment Committee:



Commissioner H.R. Kelly, Precinct 1



Kerry Hood, County Auditor



Jackson Latimer, Assistant County Attorney

POTTER COUNTY DEPOSITORY ACCOUNTS - INTEREST PAID

ACCOUNT:	FIRST QUARTER 2020-2021		OCTOBER		NOVEMBER		DECEMBER	
	ENDING BALANCE	INTEREST EARNED	ENDING BALANCE	INTEREST EARNED	ENDING BALANCE	INTEREST EARNED	ENDING BALANCE	INTEREST EARNED
1) JUVENILE FUND	33,262.73	5.85	33,268.03	5.47	33,273.68	5.85		
2) JUVENILE PROBATION STATE FUND	159,636.97	27.12	275,377.66	45.26	180,535.01	30.67		
3) JUVENILE N-E FUND	246,050.72	41.80	225,130.48	37.00	200,668.89	34.09		
4) JUVENILE PROBATION	872,054.75	165.11	961,039.92	167.98	812,879.04	138.08		
*5) DISBURSEMENT ACCOUNT	539,454.40	91.83	804,402.59	132.23	756,573.03	128.51		
6) INSURANCE ACCOUNT	3,034,372.88	515.44	2,950,851.23	485.07	2,797,472.53	475.20		
*7) CO. ATTY HOT CHECK FUND	51,478.17	6.76	50,457.92	8.28	50,633.37	8.63		
*8) DIST. ATTY HOT CHECK FUND	116,534.53	19.81	116,296.15	19.11	116,091.58	19.72		
9) DIST. ATTY FORFEITURE RELEASE	73,386.67	12.47	65,770.48	10.91	63,681.35	10.82		
10) GENERAL OPERATING FUND	7,908,212.88	1,578.58	5,220,618.27	872.13	9,953,322.74	1,690.73		
11) CO. CLK RECORDS MGMT&PRESERVATION	428,273.03	72.76	363,300.98	59.71	336,240.08	57.11		
12) ELECTION FUND	215,235.52	36.58	211,958.20	34.84	224,207.71	36.08		
13) VOTER REGISTRATION FUND	10,267.76	1.75	10,269.40	1.88	10,271.14	1.74		
14) INTEREST & SINKING ACCOUNT	4,137,830.29	702.87	4,149,061.62	682.03	4,384,611.85	744.76		
15) DETENTION CTR. COMMISSARY ACCOUNT	186,493.13	32.03	193,789.58	51.85	192,122.98	32.63		
*16) TAX OFC STATE & COUNTY TAXES	572,766.54	87.29	1,196,216.04	196.64	2,621,185.91	402.17		
*17) TAX OFC CREDIT CARD ACCOUNT	448,003.78	75.76	797,066.74	131.03	773,302.29	131.35		
*18) TAX OFC HIGHWAY FUNDS	613,396.81	104.20	485,943.52	79.88	420,721.06	71.46		
*19) TAX OFC VEH. INVENTORY TAX ESCROW	886,391.22	116.60	767,212.60	126.11	837,876.40	142.28		
20) LOCAL LAW ENFORCEMENT BLOCK GRANT	55,728.56	9.47	55,737.44	9.16	55,746.90	9.47		
21) TAX OFFICE IRP ACCOUNT	9,506.69	1.62	7,286.80	1.18	3,133.65	0.53		
22) CAD#1	2,715,563.05	461.27	2,730,567.77	446.85	3,008,887.26	511.10		
23) CSCD JUDICIAL FUND	752,269.65	127.78	690,515.41	113.51	842,862.78	143.14		
24) CSCD ACCOUNT	100,192.93	17.02	92,400.76	15.18	76,415.82	12.98		
25) CAPITAL PROJECTS 2003	2,956,104.62	502.14	2,896,748.44	476.16	2,689,938.99	480.89		
26) SO FEDERAL FORFEITURE	188,397.82	28.61	173,503.84	28.52	186,030.63	28.54		
27) DISTRICT CLERK RMPF	235,268.57	38.97	186,901.33	39.72	183,132.05	31.11		
28) TAX OFFICE ESCROW	154,179.23	26.19	9,831.72	1.62	22,910.85	3.89		
29) DA SEIZURE FUND	65,219.88	11.06	62,463.67	10.27	64,831.25	11.01		
30) CA FEDERAL FORFEITURE FUND	78,872.20	13.40	164,015.15	25.31	154,041.28	26.17		
31) TAX PAYER ACH	187.50	0.03	1,256.61	0.21	1,339,301.42	227.60		
32) RETAINAGE FUND	0.00	0.00	0.00	0.00	0.00	0.00		
33) DISTRICT COURT CONSTRUCTION	432,330.36	73.44	397,982.89	65.42	381,908.01	64.87		
TOTAL	27,724,513.48	4,944.77	28,337,274.24	4,343.33	33,956,512.56	5,724.89		

\* Interest fees transferred into Depository Funds at the end of each month

OCT. INT. RATE: 0.20% General Acct.; .24% DECEMBER INT. RATE: .20% General Acct.; .20%

NOV. INT. RATE: .20% General Acct.; .20%

3

## DEPOSITORY INTEREST ACCOUNT DESCRIPTIONS

- 1) **Juvenile Fund** - \$5.00 Court Fee, run through Agency
- 2) **Juvenile Probation State Fund** - State grant money received monthly
- 3) **Juvenile IV-E Fund** - Federal grant money, reimbursements of claims submitted
- 4) **Juvenile Probation** - County funding (county contribution), quarterly
- 5) **Disbursement Account** - Wash account for all checks paid through the county, at the end of the month this should equal zero. Interest is transferred to the General Fund
- 6) **Insurance Account** - insurance payroll deductions, Potter-Randal Appraisal District, claim reimbursements
- 7) **County Attorney Hot Check Fund** - Agency Fund accounts for collection fees on "insufficient funds" checks in a capacity of agent for the County Attorney. Interest is transferred to the General Fund
- 8) **District Attorney Hot Check Fund** - Agency Fund accounts for collection fees on "insufficient funds" checks in a capacity of agent for the District Attorney. Interest is transferred to the General Fund
- 9) **District Attorney Forfeiture Release** - Agency Fund accounts for the holding of seized funds from District Court cases prior to the case being closed and the funds released
- 10) **General Operating Fund** - Account for the revenues and expenditures necessary to carry out basic governmental activities. Revenues are recorded by source, i.e., taxes, licenses, fines, fees, etc. Expenditures are recorded first by function and then by department, expenditures are made primarily for current day-to-day operating expenses and operating equipment
- 11) **County Clerk Records Management & Preservation** - accounts for revenues derived from the records management and preservation fees collected by the County Clerk on all recorded documents. The revenues are to be used for specific records preservation and automation projects by and for the County Clerk's Office
- 12) **Election Fund** - accounts for revenues from local political parties. The revenues are to be used to pay only those expenses related to elections
- 13) **Voter Registration Fund** - accounts for the allocation from the State of Texas. The revenues are to be used to pay only those expenses related to voter registration
- 14) **Interest & Sinking Account** - accounts for the accumulation of resources for and the payment of general long-term debt principal and interest
- 15) **Detention Ctr. Commissary Account** - accounts for proceeds from sale of commissary items at detention center
- 16) **Tax Ofc State & County Taxes** - Collection of taxes, court costs, misc. fees, beer & wine, liquor, tax certificates, trustee sale, excess proceeds, escrow taxes, attorney fees. Payment is disbursed to entities either daily or monthly. Interest is transferred to the General Fund
- 17) **Tax Ofc Credit Card Account** - Highway Department and Tax side of credit card collections. Holding account for Tax acct # 772969 and Highway acct # 772976. Collect: Tax and 3% surcharge. Disburse funds to each account after verification with bank statement. Interest is transferred to General Account
- 18) **Tax Ofc Highway Funds** - (New account opened 6/04) Collection of motor vehicles fees, i.e., registration, title fees, sales tax, county Road & Bridge fees, state Road & Bridge fees, Road & Bridge retainage, etc., collected for the state. Interest is transferred to General Account

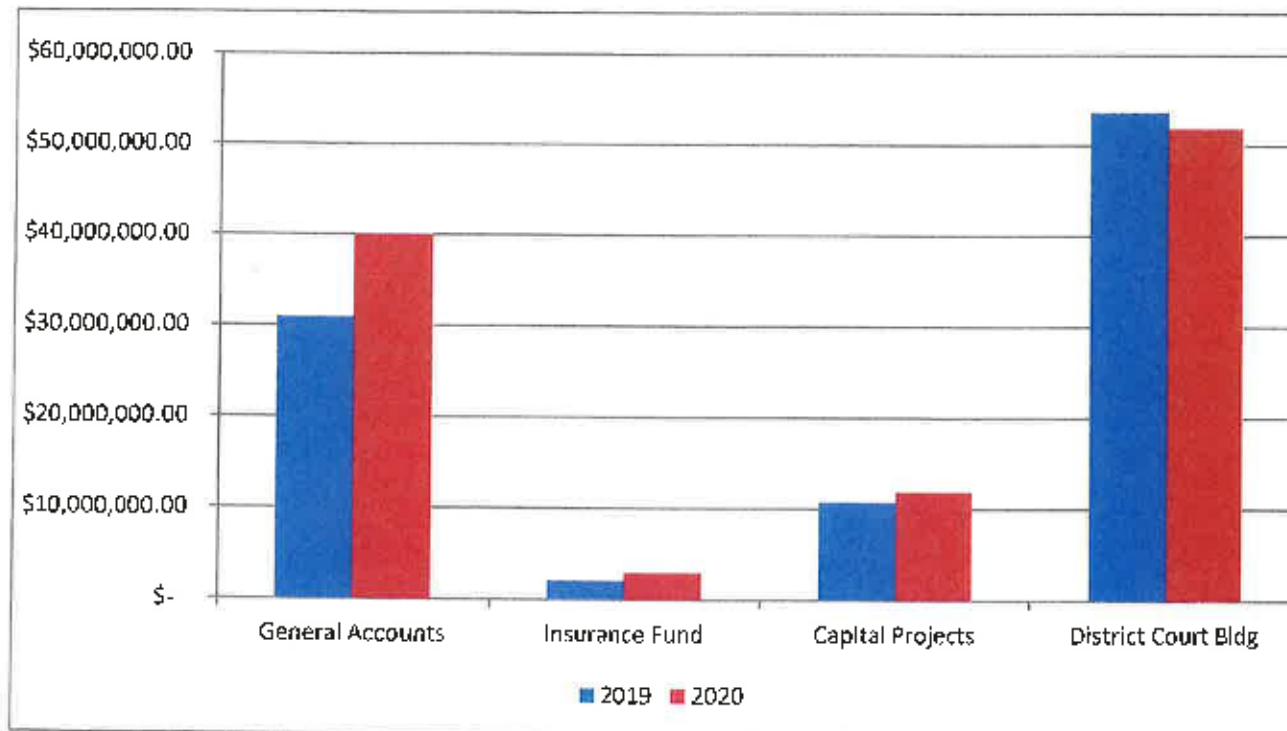
- 19) **Tax Ofc Veh Inventory Tax Escrow** - State fees collected through dealerships for Inventory Tax, monies collected is deposited to TexPool monthly. Interest remains in account and transferred to TexPool annually
- 20) **Local Law Enforcement Block Grant** - accounts for the grant monies received from the Bureau of Justice Assistance. These monies are to be used to underwrite projects to reduce crime and improve public safety
- 21) **Tax Ofc IRP Account** holding account for monies collected from the Texas Department of Transportation from other state registration offices for proportioned tax on semi-tractors to be disbursed as payments are received from State Comptroller's office
- 22) **CAD#1** - accounts for sales tax revenues and interest earned for the County Assistance District #1. A 2% sales tax rate was approved by voters on 11-7-17. Funds can be used as authorized by Chapter 387 of the Local Government Code.
- 23) **CSCD Judicial Fund** - accounts for monies received from probation fees and state funding. CSCD disbursement account. Interest remains in this account
- 24) **CSCD Account** wash account for all court costs, fines and restitutions. Interest from account is transferred to the Judicial Account
- 25) **Capital Projects 2003 Fund** - accounts for the proceeds from certificates of obligation issued for constructing, renovating and improving county owned buildings, the purchase of land and right-of-way for authorized needs and purposes, and professional services relating to such projects
- 26) **SO Federal Forfeiture Fund** accounts for Federal assets seized with a percentage given to the county, governed by the Department of Treasury
- 27) **District Clerk Records Management & Preservation Fund** - accounts for revenues derived from the records management and preservation fees collected by the District Clerk on all recorded documents
- 28) **Tax Office Property Tax Escrow** - prepayment of future taxes
- 29) **District Attorney Seizure Funds** - accounts for the holding of seized funds from cases prior to the case being closed and funds released
- 30) **CA Federal Forfeiture Fund** - seized funds that have been released to the County Attorney through a judgement in Court. Proceeds are to be used solely for the official purposes of that office after a budget for the expenditure of the proceeds has been submitted to the commissioners' court
- 31) **Potter County Tax Payer ACH Fund** - tax payers' wire transfer payments
- 32) **Retainage Fund** - Monies held until job completed
- 33) **District Court Construction Fund** - accounts for county funds and the proceeds from certificates of obligation issued during construction and professional services relating to such project



Potter County  
 TexPool Investment Accounts  
 for First Quarter 2020-2021



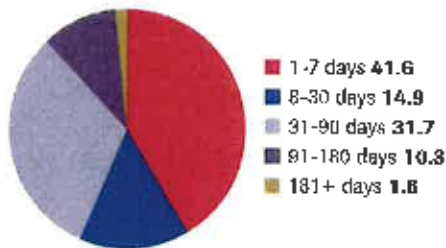
INVESTMENT COMPARISON OF Dec. 31, 2019 TO DEC. 31, 2020			
Texas Local Government Investment Pool TexPool		Balance as of Dec 31, 2019	Balance as of Dec 31, 2020
TexPool, TexPool Prime, Texas Class, Amarillo National Bank	<b>General Accounts</b>	\$ 30,987,700.23	\$ 40,082,457.79
TexPool, ANB, Texas Class	<b>Insurance Fund</b>	\$ 2,108,482.73	\$ 3,007,481.52
Texas Class, ANB, TexPool	<b>Capital Projects</b>	\$ 10,793,405.74	\$ 11,926,206.78
Texas Class	<b>District Court Bldg</b>	\$ 53,695,853.23	\$ 51,939,456.22



## TEXPOOL Prime

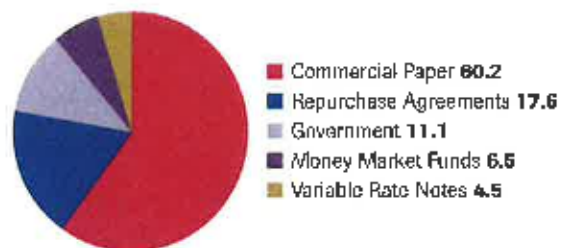
### Portfolio by Maturity (%)

As of December 31, 2020



### Portfolio by Type of Investment (%)

As of December 31, 2020



### Portfolio Asset Summary as of December 31, 2020

	Book Value	Market Value
Uninvested Balance	-\$384.80	-\$384.80
Receivable for Investments Sold	0.00	0.00
Accrual of Interest Income	322,318.09	322,318.09
Interest and Management Fees Payable	-982,771.02	-982,771.02
Payable for Investments Purchased	0.00	0.00
Accrued Expenses & Taxes	-11,895.34	-11,895.34
Repurchase Agreements	1,518,835,000.00	1,518,835,000.00
Commercial Paper	5,129,064,971.13	5,129,376,752.54
Bank Instruments	0.00	0.00
Mutual Fund Investments	562,126,501.33	562,052,003.75
Government Securities	956,044,006.83	956,074,648.00
Variable Rate Notes	446,000,000.00	445,878,875.00
<b>Total</b>	<b>\$8,609,397,764.42</b>	<b>\$8,609,642,565.42</b>

Market value of collateral supporting the Repurchase Agreements is at least 102% of the Book Value. The portfolio is managed by Fidelity Investment Company and the assets are safe kept in a separate custodial account at State Street Bank in the name of TexPool Prime. The assets of TexPool Prime are the only source of payments to the Participants. There is no secondary source of payment for the pool such as insurance or State guarantee. Should you require a copy of the portfolio, please contact TexPool Participant Service.

### Participant Summary

	Number of Participants	Balance
School District	127	\$2,674,170,512.19
Higher Education	19	\$800,852,911.96
Healthcare	43	\$719,951,840.13
Utility District	18	\$379,102,506.87
City	48	\$299,618,337.74
County	90	\$2,108,087,948.25
Other	57	\$1,779,457,247.56
Emergency Districts	21	\$30,672,525.58
Economic Development Districts	15	\$19,504,888.89





## TEXPOOL Prime

### Daily Summary

Date	Money Mkt. Fund Equiv. (SEC Std.)	Dividend Factor	TexPool Prime Invested Balance	NAV	WAM Days	WAL Days
10/1	0.2387%	0.000006486	\$7,988,053,197.39	1.00020	50	60
10/2	0.2392%	0.000006554	\$8,072,731,635.03	1.00018	50	60
10/3	0.2392%	0.000006554	\$8,072,731,635.03	1.00018	50	60
10/4	0.2392%	0.000006554	\$8,072,731,635.03	1.00018	50	60
10/5	0.2428%	0.000006652	\$8,080,469,829.53	1.00018	49	60
10/6	0.2394%	0.000006559	\$8,117,459,525.73	1.00017	49	60
10/7	0.2396%	0.000006565	\$8,175,689,592.66	1.00017	51	61
10/8	0.2378%	0.000006515	\$8,159,159,203.48	1.00018	52	62
10/9	0.2369%	0.000006491	\$8,170,969,835.33	1.00014	54	64
10/10	0.2369%	0.000006491	\$8,170,969,835.33	1.00014	54	64
10/11	0.2369%	0.000006491	\$8,170,969,835.33	1.00014	54	64
10/12	0.2369%	0.000006491	\$8,170,969,835.33	1.00014	54	64
10/13	0.2418%	0.000006620	\$8,052,193,501.49	1.00015	52	63
10/14	0.2353%	0.000006447	\$8,120,040,942.07	1.00015	51	61
10/15	0.2317%	0.000006348	\$8,086,086,488.22	1.00015	51	62
10/16	0.2320%	0.000006357	\$8,054,238,866.34	1.00013	53	64
10/17	0.2320%	0.000006357	\$8,054,238,866.34	1.00013	53	64
10/18	0.2320%	0.000006357	\$8,054,238,866.34	1.00013	53	64
10/19	0.2259%	0.000006190	\$8,114,418,321.31	1.00013	50	61
10/20	0.2162%	0.000005923	\$8,200,147,533.97	1.00013	50	60
10/21	0.2135%	0.000005849	\$8,190,201,713.01	1.00013	50	60
10/22	0.2180%	0.000005973	\$8,095,320,258.06	1.00013	53	63
10/23	0.2149%	0.000005889	\$8,240,058,870.89	1.00011	52	61
10/24	0.2149%	0.000005889	\$8,240,058,870.89	1.00011	52	61
10/25	0.2149%	0.000005889	\$8,240,058,870.89	1.00011	52	61
10/26	0.2208%	0.000006049	\$8,301,239,614.44	1.00011	52	65
10/27	0.2154%	0.000005902	\$8,312,023,088.01	1.00011	51	65
10/28	0.2157%	0.000005909	\$8,330,485,964.65	1.00011	51	64
10/29	0.2112%	0.000005787	\$8,368,604,007.84	1.00010	52	65
10/30	0.2115%	0.000005795	\$8,324,884,047.26	1.00009	52	65
10/31	0.2115%	0.000005795	\$8,324,884,047.26	1.00009	52	65
<b>Average:</b>	<b>0.2281%</b>	<b>0.000006249</b>	<b>\$8,166,105,858.51</b>	<b>1.00014</b>	<b>52</b>	<b>63</b>



## TEXPOOL Prime

### Daily Summary

Date	Money Mkt. Fund Equiv. (SEC Std.)	Dividend Factor	TexPool Prime Invested Balance	NAV	WAM Days	WAL Days
11/1	0.2115%	0.000005795	\$8,324,884,047.26	1.00009	52	65
11/2	0.2176%	0.000006962	\$8,301,615,295.38	1.00009	51	64
11/3	0.1988%	0.000005446	\$8,293,947,202.34	1.00009	53	66
11/4	0.1830%	0.000005015	\$8,341,381,714.68	1.00009	52	65
11/5	0.1855%	0.000005083	\$8,345,040,911.78	1.00009	54	67
11/6	0.1809%	0.000004956	\$8,337,824,484.97	1.00008	54	66
11/7	0.1809%	0.000004956	\$8,337,824,484.97	1.00008	54	66
11/8	0.1809%	0.000004956	\$8,337,824,484.97	1.00008	54	66
11/9	0.1567%	0.000004347	\$8,334,066,834.22	1.00008	52	64
11/10	0.1717%	0.000004703	\$8,290,824,620.82	1.00008	52	64
11/11	0.1717%	0.000004703	\$8,290,824,620.82	1.00008	52	64
11/12	0.1718%	0.000004708	\$8,266,625,396.83	1.00008	52	64
11/13	0.1713%	0.000004693	\$8,247,093,924.76	1.00007	51	64
11/14	0.1713%	0.000004693	\$8,247,093,924.76	1.00007	51	64
11/15	0.1713%	0.000004693	\$8,247,093,924.76	1.00007	51	64
11/16	0.1731%	0.000004742	\$8,176,824,986.83	1.00007	49	64
11/17	0.1705%	0.000004670	\$8,193,989,801.07	1.00007	48	63
11/18	0.1656%	0.000004537	\$8,290,008,042.92	1.00007	50	64
11/19	0.1568%	0.000004351	\$8,257,029,792.57	1.00007	51	65
11/20	0.1452%	0.000003977	\$8,159,843,404.77	1.00005	52	67
11/21	0.1452%	0.000003977	\$8,159,843,404.77	1.00005	52	67
11/22	0.1452%	0.000003977	\$8,159,843,404.77	1.00005	52	67
11/23	0.1278%	0.000003501	\$8,173,292,839.98	1.00006	51	66
11/24	0.1286%	0.000003522	\$8,127,059,960.71	1.00005	50	66
11/25	0.1317%	0.000003607	\$8,149,540,572.18	1.00005	52	67
11/26	0.1317%	0.000003607	\$8,149,540,572.18	1.00005	52	67
11/27	0.1315%	0.000003609	\$8,209,567,534.62	1.00005	50	65
11/28	0.1315%	0.000003603	\$8,209,567,534.62	1.00005	50	65
11/29	0.1315%	0.000003603	\$8,209,567,534.62	1.00005	50	65
11/30	0.1315%	0.000003603	\$8,195,787,664.39	1.00005	48	63
<b>Average:</b>	<b>0.1625%</b>	<b>0.000004453</b>	<b>\$8,245,511,797.54</b>	<b>1.00007</b>	<b>51</b>	<b>65</b>



## TEXPOOL Prime

### Daily Summary

Date	Money Mkt. Fund Equiv. (SEC Std.)	Dividend Factor	TexPool Prime Invested Balance	NAV	WAM Days	WAL Days
12/1	0.1327%	0.000003635	\$8,131,775,754.68	1.00006	50	65
12/2	0.1375%	0.000003767	\$8,126,467,864.32	1.00005	50	65
12/3	0.1372%	0.000003758	\$8,082,668,473.63	1.00005	50	65
12/4	0.1748%	0.000004789	\$8,070,755,673.73	1.00003	51	66
12/5	0.1748%	0.000004789	\$8,070,755,673.73	1.00003	51	66
12/6	0.1748%	0.000004789	\$8,070,755,673.73	1.00003	51	66
12/7	0.1375%	0.000003766	\$8,091,507,101.24	1.00004	48	63
12/8	0.1353%	0.000003707	\$8,112,639,952.02	1.00004	47	62
12/9	0.1358%	0.000003720	\$8,121,641,737.89	1.00004	47	62
12/10	0.1381%	0.000003784	\$8,047,088,757.56	1.00004	49	64
12/11	0.1394%	0.000003820	\$8,061,201,231.77	1.00003	49	64
12/12	0.1394%	0.000003820	\$8,061,201,231.77	1.00003	49	64
12/13	0.1394%	0.000003820	\$8,061,201,231.77	1.00003	49	64
12/14	0.1416%	0.000003877	\$8,015,206,438.94	1.00004	47	61
12/15	0.1414%	0.000003875	\$8,031,910,306.45	1.00004	46	60
12/16	0.1414%	0.000003875	\$8,058,015,635.62	1.00004	46	60
12/17	0.1418%	0.000003884	\$7,984,454,817.88	1.00003	45	60
12/18	0.1423%	0.000003899	\$8,041,787,810.94	1.00002	45	59
12/19	0.1423%	0.000003899	\$8,041,787,810.94	1.00002	45	59
12/20	0.1423%	0.000003899	\$8,041,787,810.94	1.00002	45	59
12/21	0.1439%	0.000003943	\$8,012,408,463.58	1.00003	44	58
12/22	0.1437%	0.000003938	\$7,921,196,420.57	1.00002	43	57
12/23	0.1430%	0.000003918	\$8,009,618,195.16	1.00002	43	58
12/24	0.1391%	0.000003812	\$8,087,205,967.75	1.00001	47	60
12/25	0.1391%	0.000003812	\$8,087,205,967.75	1.00001	47	60
12/26	0.1391%	0.000003812	\$8,087,205,967.75	1.00001	47	60
12/27	0.1391%	0.000003812	\$8,087,205,967.75	1.00001	47	60
12/28	0.1427%	0.000003909	\$8,123,730,295.53	1.00003	45	59
12/29	0.1429%	0.000003915	\$8,162,540,544.35	1.00003	44	58
12/30	0.1404%	0.000003846	\$8,357,046,582.43	1.00003	42	58
12/31	0.1320%	0.000003616	\$8,609,397,764.42	1.00003	41	54
<b>Average:</b>	<b>0.1431%</b>	<b>0.000003920</b>	<b>\$8,092,528,855.70</b>	<b>1.00003</b>	<b>47</b>	<b>61</b>



First Quarter 2020-2021  
Potter County

**Texas Class Investment Accounts**

TEXAS CLASS SUMMARY		OCTOBER THROUGH DECEMBER 31, 2020									
Texas Local Government Investment Pool	Month	Beginning Balance	Total Deposits	Total Withdrawals	Month To Date Interest	Year To Date Interest	Average Daily Balance	Month End Balance	Average Monthly Yield		
General Account	OCT	\$ 7,037,176.65			\$ 1,055.82	\$ 94,064.00	\$ 7,037,773.28	\$ 7,038,232.47	0.18%		
	NOV	\$ 7,038,232.47	\$ -	\$ -	\$ 857.30	\$ 94,921.30	\$ 7,038,697.73	\$ 7,039,089.77	0.15%		
	DEC	\$ 7,039,089.77	\$ -	\$ -	\$ 632.28	\$ 90,704.58	\$ 7,039,528.63	\$ 7,039,920.06	0.14%		
Insurance Fund	OCT	\$ 901.77	\$ -	\$ -	\$ 0.10	\$ 5.51	\$ 901.84	\$ 901.87	0.18%		
	NOV	\$ 901.87	\$ -	\$ -	\$ 0.06	\$ 5.57	\$ 901.90	\$ 901.93	0.16%		
	DEC	\$ 901.95	\$ -	\$ -	\$ 0.04	\$ 5.51	\$ 901.95	\$ 901.97	0.14%		
District Court Const.	OCT	\$ 51,588,797.30	\$ -	\$ -	\$ 7,732.98	\$ 380,105.70	\$ 51,543,168.78	\$ 51,546,529.55	0.16%		
	NOV	\$ 51,546,529.55	\$ -	\$ -	\$ 5,278.71	\$ 386,387.41	\$ 51,549,937.19	\$ 51,552,806.37	0.17%		
	DEC	\$ 51,552,806.37	\$ -	\$ -	\$ 5,102.86	\$ 392,490.27	\$ 51,556,024.63	\$ 51,558,911.73	0.14%		
Capital Projects	OCT	\$ 5,307,086.39	\$ -	\$ -	\$ 796.22	\$ 38,374.79	\$ 5,307,536.32	\$ 5,307,667.61	0.18%		
	NOV	\$ 5,307,667.61	\$ -	\$ -	\$ 645.54	\$ 35,021.33	\$ 5,308,233.50	\$ 5,308,529.15	0.18%		
	DEC	\$ 5,308,529.15	\$ -	\$ -	\$ 629.43	\$ 36,643.76	\$ 5,309,157.58	\$ 5,309,157.58	0.14%		



Texas CLASS

Texas CLASS

Date	Dividend Rate	Daily Yield
10/01/2020	0.000005991	0.2193%
10/02/2020	0.000017490	0.2134%
10/03/2020	0.000000000	0.2134%
10/04/2020	0.000000000	0.2134%
10/05/2020	0.000005878	0.2151%
10/06/2020	0.000006674	0.2077%
10/07/2020	0.000005331	0.1951%
10/08/2020	0.000005057	0.1851%
10/09/2020	0.000020230	0.1851%
10/10/2020	0.000000000	0.1851%
10/11/2020	0.000000000	0.1851%
10/12/2020	0.000005057	0.1851%
10/13/2020	0.000004784	0.1751%
10/14/2020	0.000004785	0.1751%
10/15/2020	0.000004784	0.1751%
10/16/2020	0.000013620	0.1681%
10/17/2020	0.000000000	0.1662%
10/18/2020	0.000000000	0.1662%
10/19/2020	0.000004510	0.1651%
10/20/2020	0.000004376	0.1602%
10/21/2020	0.000004343	0.1589%
10/22/2020	0.000004407	0.1613%
10/23/2020	0.000013128	0.1602%
10/24/2020	0.000000000	0.1602%
10/25/2020	0.000000000	0.1602%
10/26/2020	0.000004310	0.1577%
10/27/2020	0.000004258	0.1559%
10/28/2020	0.000004265	0.1561%
10/29/2020	0.000004279	0.1566%
10/30/2020	0.000008520	0.1559%
10/31/2020	0.000000000	0.1559%



Texas CLASS

Texas CLASS

Date	Dividend Rate	Daily Yield
11/01/2020	0.000000000	0.1559%
11/02/2020	0.000008536	0.1565%
11/03/2020	0.000004237	0.1551%
11/04/2020	0.000004237	0.1551%
11/05/2020	0.000004073	0.1490%
11/06/2020	0.000012603	0.1538%
11/07/2020	0.000000000	0.1537%
11/08/2020	0.000000000	0.1537%
11/09/2020	0.000004237	0.1551%
11/10/2020	0.000008475	0.1551%
11/11/2020	0.000000000	0.1551%
11/12/2020	0.000004237	0.1551%
11/13/2020	0.000012714	0.1551%
11/14/2020	0.000000000	0.1551%
11/15/2020	0.000000000	0.1551%
11/16/2020	0.000004128	0.1511%
11/17/2020	0.000003954	0.1451%
11/18/2020	0.000003985	0.1451%
11/19/2020	0.000003985	0.1451%
11/20/2020	0.000011346	0.1384%
11/21/2020	0.000000000	0.1384%
11/22/2020	0.000000000	0.1384%
11/23/2020	0.000003874	0.1418%
11/24/2020	0.000003908	0.1430%
11/25/2020	0.000007764	0.1421%
11/26/2020	0.000000000	0.1421%
11/27/2020	0.000011637	0.1420%
11/28/2020	0.000000000	0.1420%
11/29/2020	0.000000000	0.1420%
11/30/2020	0.000003899	0.1427%



Texas CLASS

Texas CLASS

Date	Dividend Rate	Daily Yield
12/01/2020	0.00003713	0.1359%
12/02/2020	0.00003691	0.1351%
12/03/2020	0.00003734	0.1366%
12/04/2020	0.00011214	0.1368%
12/05/2020	0.00000000	0.1368%
12/06/2020	0.00000000	0.1388%
12/07/2020	0.00003792	0.1401%
12/08/2020	0.00003828	0.1389%
12/09/2020	0.00003756	0.1369%
12/10/2020	0.00003739	0.1376%
12/11/2020	0.00011274	0.1376%
12/12/2020	0.00000000	0.1376%
12/13/2020	0.00000000	0.1376%
12/14/2020	0.00003711	0.1358%
12/15/2020	0.00003814	0.1396%
12/16/2020	0.00003965	0.1451%
12/17/2020	0.00003966	0.1451%
12/18/2020	0.00011892	0.1451%
12/19/2020	0.00000000	0.1451%
12/20/2020	0.00000000	0.1451%
12/21/2020	0.00003966	0.1451%
12/22/2020	0.00003691	0.1351%
12/23/2020	0.00003691	0.1351%
12/24/2020	0.00014764	0.1351%
12/25/2020	0.00000000	0.1351%
12/26/2020	0.00000000	0.1351%
12/27/2020	0.00000000	0.1351%
12/28/2020	0.00003966	0.1451%
12/29/2020	0.00003964	0.1451%
12/30/2020	0.00003965	0.1451%
12/31/2020	0.00004238	0.1551%

Performance results are shown net of all fees and expenses and reflect the reinvestment of dividends and other earnings. Many factors affect performance including changes in market conditions and interest rates and in response to other economic, political, or financial developments. Investment involves risk including the possible loss of principal. No assurance can be given that the performance objectives of a given strategy will be achieved. **Past performance is no guarantee of future results. Any financial and/or investment decision may incur losses.**

**Brokerage**  
 Account Statement

December 1, 2020 - December 31, 2020  
 Account Number: QRT-005282

POTTER COUNTY  
 ATTN: LEANN JENNINGS  
 900 S POLK ST STE 716  
 AMARILLO TX 79101-3412

**Portfolio at a Glance**

Your Account Executive:  
 SAMUEL VAUGHAN

	This Period
<b>BEGINNING ACCOUNT VALUE</b>	\$5,047,338.99
Withdrawals (Cash & Securities)	-3,765,763.22
Dividends, Interest and Other Income	9,117.90
Net Change in Portfolio	-1,444.52
<b>ENDING ACCOUNT VALUE</b>	<b>\$1,259,049.15</b>
Estimated Annual Income	\$12,711.79

Net Change in Portfolio is the difference between the ending account value and beginning account value after activity.

**Asset Summary**

Percent	Asset Type	This Period
1%	Cash, Money Funds, and Bank Deposits	\$84.19
99%	Fixed Income	1,258,964.96
100%	Account Total	\$1,259,049.15

Please review your allocation periodically with your Account Executive.

**Client Service Information**

Your Account Executive: 075  
 SAMUEL VAUGHAN

22



## Your Account Information

### TAX LOT DEFAULT DISPOSITION METHOD

Default Method for Mutual Funds: First In First Out  
 Default Method for Stocks in a Dividend Reinvestment Plan: First In First Out  
 Default Method for all Other Securities: First In First Out

### BOND AMORTIZATION ELECTIONS

Amortize premium on taxable bonds based on Constant Yield Method: Yes  
 Accrual market discount method for all other bond types: Constant Yield Method  
 Include market discount in income annually: No

### ELECTRONIC DELIVERY

Your electronic delivery selections for account communications are listed below:

#### Electronic Delivery

- Enrollment
- Communication
- Statements and Reports
- Trade Confirmations
- Tax Documents
- Notifications
- Prospectus
- Proxy/Shareholder Communications

E-mail notifications are delivered to the following e-mail address(es):

b#####@co.potter.tx.us  
 l#####@co.potter.tx.us

\*#####@co.potter.tx.us is on file for these documents  
 The above e-mail address is partially masked for your security.  
 Please log in to your account to review the full e-mail address.

Please log in to your account or contact your Account Executive to make any changes to your electronic delivery preferences.

## Income and Expense Summary

	Current Period		Year-to-Date	
	Taxable	Non-Taxable	Taxable	Non-Taxable
Dividend Income	2.28	0.00	543.29	0.00
Money Market				
Interest Income				
Other Interest	9,115.61	0.00	50,623.48	0.00
<b>Total Income</b>	<b>\$9,117.90</b>	<b>\$0.00</b>	<b>\$51,166.77</b>	<b>\$0.00</b>

## Activity Summary (All amounts shown are in base currency)

	Let This Period		Credits Year-to-Date		Debits Year-to-Date		Net Year-to-Date
	Let This Period	Debits This Period	Credits Year-to-Date	Debits Year-to-Date	Net Year-to-Date		
Securities							
Securities Bought	0.00	0.00	0.00	-1,256,000.00	-1,256,000.00		-1,256,000.00
<b>Total Securities</b>	<b>\$0.00</b>	<b>\$0.00</b>	<b>\$0.00</b>	<b>-\$1,256,000.00</b>	<b>-\$1,256,000.00</b>		<b>-\$1,256,000.00</b>
Dividends and Interest	59,117.90	\$0.00	59,117.90	50.00	\$51,166.77		\$51,166.77
Distributions	\$1,002,000.00	\$0.00	\$1,002,000.00	50.00	\$5,000,000.00		\$5,000,000.00



Financial Northeastern Securities, Inc.  
 100 Pacific Awar, Jr  
 Ft. Field, New Jersey 07004  
 800-FNC-4141 or 973-882-9337

December 1, 2020 - December 31, 2020  
 POTTER COUNTY

Activity Summary (continued)

	Credits This Period	Debits This Period	Net This Period	Credits Year to-Date	Debits Year-to-Date	Net Year-to-Date
Cash						
Withdrawals	0.00	-3,795,763.22	-3,795,763.22	0.00	-3,795,763.22	-3,795,763.22
Total Cash	\$0.00	-3,795,763.22	-3,795,763.22	\$0.00	-3,795,763.22	-3,795,763.22
Totals	\$1,011,117.90	-3,795,763.22	-2,784,645.32	\$5,051,166.77	-85,051,763.22	-80,000,596.45

Transactions by Type of Activity

Process/ Settlement Date	Activity Type	Description	Quantity	Price	Accrued Interest	Amount	Currency
12/04/20	MONEY MARKET FUND INCOME RECEIVED	C-REYES GOVT CASH/INTL SHARES INCOME REDEEMED				2.29	USD
12/10/20	BOND INTEREST RECEIVED	246000 NEW YORK CMNTY BK WESTBURY NEW YORK CTF DEP 1.650% 12/1/20 B/E DTD 12/1/19 RD 12/08 9D 12/1/20				4,059.00	USD
12/11/20	BOND INTEREST RECEIVED	246000 BANK BARODA NEW YORK BRH CTF DEP 1.650% 12/1/20 B/E DTD 12/1/19 RD 12/1/20 PD 12/1/20				4,347.88	USD
12/11/20	BOND INTEREST RECEIVED	249000 CCBANK NA CAPL3840 CALIF CTF DEP 1.600% 12/1/20 B/E DTD 12/1/19 RD 1/28 5D 12/1/20				335.62	USD
12/11/20	BOND INTEREST RECEIVED	2000 MERIDIAN BK PAOLI PA CTF DEP 1.600% 12/1/20 B/E DTD 12/13/19 RD 12/1/20 PD 12/1/20				191.47	USD
12/11/20	BOND INTEREST RECEIVED	249000 TGM BK & A TAMPA FLA CTF DEP 1.600% 12/1/20 B/E DTD 12/11/19 RD 1/26 12 12/1/20				327.45	USD
12/23/20	BOND INTEREST RECEIVED	249000 BANK OZK LITTLE ROCK ARK CTF DEP 0.900% 03/23/21 B/E DTD 03/23/20 RD 12/08 3D 12/23/20				184.19	USD
	Total Dividends and Interest				\$0.00	\$9,117.90	USD
12/10/20	SECURITY REDEEMED	NEW YORK CMNTY BK WESTBURY NEW YORK CTF DEP 1.650% 12/10/20 B/E DTD 12/1/18 ACCOUNT REDEMPTION	-246,000.000			246,000.00	USD
12/11/20	SECURITY REDEEMED	BANK BARODA NEW YORK BRH CTF DEP 1.650% 12/1/20 B/E DTD 12/13/18 ACCOUNT REDEMPTION	-246,000.000			246,000.00	USD

### Transactions by Type of Activity (continued)

Process Suffix	Date	Activity Type	Description	Quantity	Price	Accrued Interest	Amount	Currency
<b>Distributions (continued)</b>								
	12/11/20	SECURITY REDEEMED 22945RAE2	C3BANK NA CARLSBAD CALIF CTF DEP 1800% 12/11/20 B/E DTD 12/31/19 ACCOUNT REDEMPTION	-249,000,000			249,000.00	USD
	12/11/20	SECURITY REDEEMED 58958PGC1	MERIDIAN BK PAOLI PA CTF DEP 1800% 12/11/20 B/E DTD 12/31/19 ACCOUNT REDEMPTION	-12,000,000			12,000.00	USD
	12/11/20	SECURITY REDEEMED 872308D140	TCM BK NA TAMPA FLA CTF DEP 1800% 12/11/20 B/E DTD 12/31/19 ACCOUNT REDEMPTION	-249,000,000			249,000.00	USD
<b>Total Distributions</b>								
					\$0.00		\$1,002,000.00	USD
<b>Cash Withdrawals and Deposits</b>								
	12/04/20	FEDERAL FUNDS SENT USD999997	AMARILLO NATIONAL BA				-2,784,831.80	USD
	12/10/20	FEDERAL FUNDS SENT USD398997	AMARILLO NATIONAL BA				-250,059.00	USD
	12/11/20	FEDERAL FUNDS SENT USD999997	AMARILLO NATIONAL BA				-780,872.42	USD
<b>Total Cash Withdrawals and Deposits</b>								
					\$0.00		-\$3,795,763.22	USD
<b>Total Value of Transactions</b>								
					\$0.00		-\$2,764,545.32	USD

The price and quantity displayed may have been rounded.

### Portfolio Holdings

Description	Quantity	Current Balance	Closing Balance	Accrued Income	Income This Year	30-Day Yield
<b>CASH, MONEY FUNDS AND BANK DEPOSITS 1.00% of Portfolio</b>						
<b>Money Market</b>						
BREYFUS GOVT CASH/LIT INSTLSH	184.190	2,784,829.51	184.19	0.00	543.29	0.02%
<b>Total Money Market</b>		\$2,784,829.51	\$184.19	\$0.00	\$543.29	
<b>TOTAL CASH, MONEY FUNDS AND BANK DEPOSITS</b>						
		\$2,784,829.51	\$184.19	\$0.00	\$543.29	
<b>Description</b>						
<b>FIXED INCOME 99.00% of Portfolio (In Maturity Date Sequence)</b>						
<b>Certificates of Deposit</b>						
BANK OZK LITTLE ROCK ARK CTF DEP 0.900% 03/23/21 B/E DTD 03/23/20 ACT 1365 1ST CPN DTE 04/23/20	249,000,000	100.1970	249,490.53	49.12	2,241.00	0.86%
Security Identifier: 354:7NEU9						



Financial Northeastern Securities, Inc.  
100 Hendrix Avenue  
Fairfield, New Jersey 07004  
908-NC-4141 or 973-962-5337

Financial Northeastern Companies

December 1, 2020 - December 31, 2020  
POTTER COUNTY

**Portfolio Holdings (continued)**

Description	Quantity	Market Price	Market Value	Actual Interest	Fair-Valued Annual Income	Estimated Yield
<b>FIXED INCOME (continued)</b>						
<b>Certificates of Deposit (continued)</b>						
BMW BK NORTH AMER SAL LAKE CITY UTAH CTF DEP ACT/365 0.900% 03/25/21 B/E DTD 03/25/20 ACT/365 Security Identifier: 05580AV43	247,000,000	100.1990	247,461.53	1,771.41	2,223.00	0.89%
GOLDMAN SACHS BK USA NEW YORK CTF DEP 0.900% 03/25/21 B/E DTD 03/25/20 ACT/365 1ST CPN DTE 03/25/21 Security Identifier: 3814SMS.3	19,000,000	100.1990	19,037.81	131.65	171.00	0.89%
CADENCE BK N A BIRMINGHAM AL CTF DEP 0.900% 03/25/21 B/E DTD 03/27/20 ACT/365 Security Identifier: 12758RFV5	247,300,300	100.2010	247,496.47	1,899.22	2,223.00	0.89%
PINNACLE BK NASHVILLE TENN CTF DEP 0.950% 03/26/21 B/E DTD 03/27/20 ACT/365 Security Identifier: 72346SKE0	247,000,000	100.2130	247,526.11	1,793.63	2,346.50	0.94%
INVESTORS BK SHOR HILLS NC CTF DEP 1.200% 04/14/21 B/E DTD 04/14/20 ACT/365 1ST CPN DTE 04/14/21 Security Identifier: 4678PKS	247,000,000	100.3330	247,822.51	2,119.45	2,984.00	1.19%
<b>Total Certificates of Deposit</b>	<b>1,256,000,000</b>		<b>\$1,258,864.96</b>	<b>\$7,504.49</b>	<b>\$12,168.50</b>	
<b>TOTAL FIXED INCOME</b>	<b>1,256,000,000</b>		<b>\$1,258,864.96</b>	<b>\$7,504.49</b>	<b>\$12,168.50</b>	
<b>Total Portfolio Holdings</b>			<b>\$1,259,049.15</b>	<b>\$7,504.49</b>	<b>\$12,711.79</b>	

**Portfolio Holdings Disclosures**

**Pricing**

This section includes the net market value of the securities in your account on a settlement date basis, including short positions at the close of the statement period. The market prices, unless otherwise noted, have been obtained from independent vendor services, which we believe to be reliable. Market prices do not constitute a bid or an offer, and may differ from the actual sale price. Securities for which a price is not available are marked "N/A" and are omitted from the Total. THE AS OF PRICE DATE ONLY APPEARS WHEN THE PRICE DATE DOES NOT EQUAL THE STATEMENT DATE.

**Estimated Annual Figures**

The estimated annual yield (EAY) and estimated annual income (EAI) figures are estimates and for informational purposes only. These figures are not considered to be a forecast or guarantee of future results. These figures are computed using information from providers believed to be reliable; however, no assurance can be made as to the accuracy. Since interest



WAM in Years	WAM in Months	WAY
0.241	2.9	0.97%

as of 12/31/2020 prepared for: Potter County QRT005282

INSTITUTION	Price	Amount	Coupon	Settle Date	Maturity Date
BANK OZK LITTLE ROCK ARK CTF DEP 0.900% 03	100	249,000.00	0.9	3/23/2020	3/23/2021
BMW BK NORTH AMER SALT LAKE CITY UTAH CT	100	247,000.00	0.9	3/25/2020	3/25/2021
GOLDMAN SACHS BK USA NEW YORK CTF DEP 0	100	19,000.00	0.9	3/25/2020	3/25/2021
CADENCE BK N A BIRMINGHAM AL CTF DEP 0.90	100	247,000.00	0.9	3/27/2020	3/26/2021
PINNACLE BK NASHVILLE TENN CTF DEP 0.950%	100	247,000.00	0.95	3/27/2020	3/26/2021
INVESTORS BK SHORT HILLS NJ CTF DEP 1.200%	100	247,000.00	1.2	4/14/2020	4/14/2021
		\$1,256,000			

WAM in Years	WAM in Months	WAY
0.241	2.9	0.97%

If any of these securities are callable, we have chosen to use the final maturity date. Although all information has been obtained from sources which Financial Northeastern Corporation and Financial Northeastern Securities believe to be reliable we do not guarantee its accuracy or completeness. All prices, yields, an availability are subject to change without notice. Securities offered through Financial Northeastern Securities, Inc.

Financial Northeastern Corporation  
 FNC Insurance Services, Inc.  
 Financial Northeastern Securities, Inc.  
 Member FINRA, SIPC  
 Companies Related By Common Ownership  
[www.financialnortheastern.com](http://www.financialnortheastern.com)

100 Passaic Avenue • Second Floor • Fairfield, NJ 07004 • 800-362-9876 • Fax: 973-882-8845  
 485 Metro Place South • Suit 465 • Dublin, OH 43017 • 877-889-1095 • Fax: 614-789-1677  
 8717 Ken Aaron Court • Austin, TX 78717 • 800-362-9876 • Fax: 886-328-3560

27